

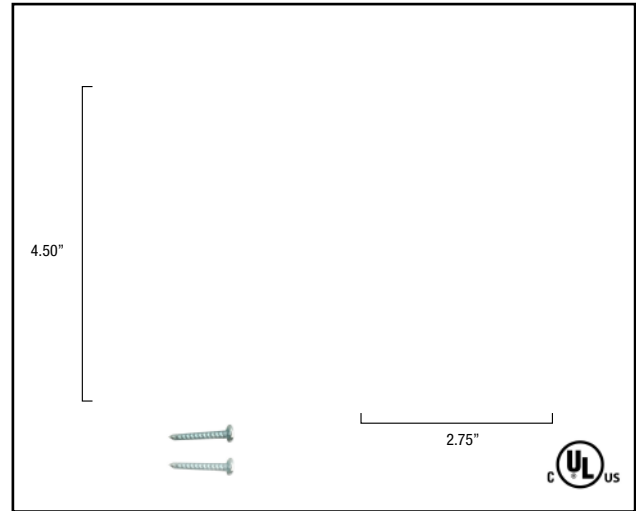
DECORATOR STYLE PASS THROUGH BRUSH WALL PLATE W/ LARGEST INSERT HOLE SIZE IN INDUSTRY. ALLOWS ELECTRICAL POWER CORD TO FIT THROUGH. **SCP PART#: 253**

PRODUCT SUMMARY

SCP 253 wall plate is designed for application of hiding wires behind wall for clean, professional installation. Ideal for mounting TVs to wall and feeding wires into brush wall plate through wall and down wall to exit for connecting power and HDMI, CAT5/6, etc.

253 wall plate has a large advantage over other comparable brands. SCP's design is the largest width opening in the industry allowing electrical power cords to fit through opening with ease. Compatible with any type of low voltage mounting box or bracket.

Large entrance area, painted phillips screw head and durability make this the best value product in the install industry. Save time, labor, and money.



PRODUCT DIMENSIONS



SIZE: 2.75" W x 4.50" H
 7.0cm W x 11.4cm H
 INTERIOR BRUSH AREA: (Pass Through) 1 3/8" W x 2.5" H

FEATURES & BENEFITS

- Durable
- Made of ABS plastic
- Painted screw heads
- Phillips with straight slot screw head
- White gloss finish
- 2 piece decorator design (strap + outer plate)
- Available black or white brush
- Fits electric power cord through brushes
- Largest opening in the industry (2 3/8" wide)
- Available in 10 packs
- cUL us listed

CONFIGURATION

Part #	Description
252	WHITE BRUSH 2 PIECE WALLPLATE
253	BLACK BRUSH 2 PIECE WALLPLATE



ALLOWS ELECTRICAL POWER CORDS TO EASILY FIT THROUGH.