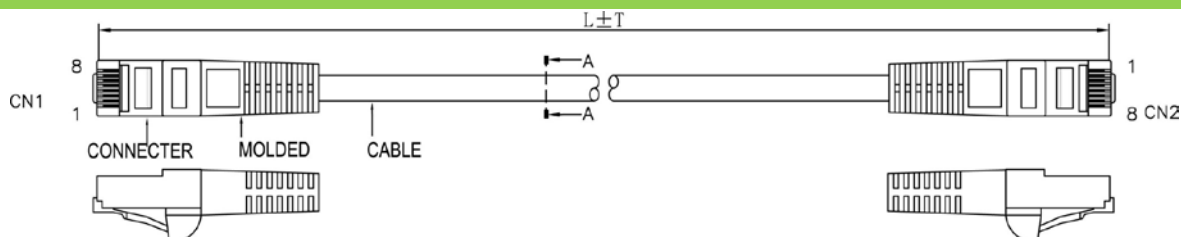


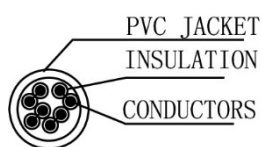
SCP Part Number: C5PC-2M-BK

REV.A

Construction

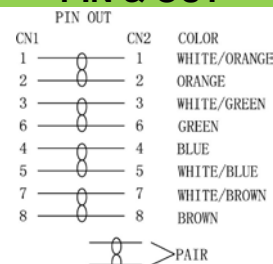


CAT5e Cross section



PIN & OUT

568B



Construction

UTP CAT.5e

| | |
|--------------------------|--|
| Center Conductor: | 24AWG stranded bare copper |
| Construction | 7×32AWG |
| Dia.(in/mm) | 0.024/0.60 |
| Insulate | HDPE |
| Nom. Thickness(in/mm) | 0.006/0.17 |
| Insulation Dia.(in/mm) | 0.038/0.98 |
| Color Cord | Pair 1: Blue-White/Blue Pair 2: Orange-White/Orange Pair 3: Green-White/Green Pair 4: Brown-White/Brown |
| Pairs | 4 |
| Cabling | 4Pairs with skeleton |

| | |
|-----------------------|--|
| Jacket | PVC |
| Nom. Thickness(in/mm) | 0.024/0.60 |
| Min. Thickness(in/mm) | 0.019/0.48 |
| Cable Dia.(in/mm) | 0.209/5.30 |
| Color | Black & Blue & Green & Gray Red & White & Yellow & Orange & Ivory |

Printing:
STRUCTURED CABLE PRODUCTS CAT.5E PATCH CABLE
UTP 4PR 24AWG TYPE CM (UL) C(UL) EXXXXXX

CONNECTER

| | |
|------------------|------------------------------|
| Connector | RJ45(8P8C) MALE CAT5e |
| Insulation | Clear Polyester, UL94V-2 |
| Contacts | Brass, Gold Plated 3u |

CAT6 PATCH CABLE

| | |
|-----------------|---------------------------------|
| Molded material | PVC |
| Pin&Out | EIA/TIA 568B (view the Pin&Out) |
| Length | view packing data |

| | |
|----------------|-------------------------------|
| Packing | 1pcs/bag view packing data |
|----------------|-------------------------------|

Performance

Electrical Characteristics:[@68°F.(20°C.)]

| | | | | | | | |
|---|------|------|----|-------|------|------|--------|
| Cat.5e CHANNEL TEST (MHz/dB/dB/dB) | | | | | | | |
| Freq. | NEXT | ATTN | RL | Freq. | NEXT | ATTN | RL |
| 1 | 60 | 3 | 17 | 20 | 42 | 10.2 | 17 |
| 4 | 53.6 | 4.5 | 17 | 25 | 40.4 | 11.4 | 16 |
| 8 | 48.6 | 6.3 | 17 | 31.3 | 38.7 | 12.9 | 15.1 |
| 10 | 47 | 7.1 | 17 | 62.5 | 33.6 | 18.6 | 12.1 |
| 16 | 43.6 | 9.1 | 17 | 100 | 30.1 | 24 | 10 |
| Conductor DCR (Ω/100m) | | | | | | | ≤9.6 |
| Unbalance of Pair DCR (%) | | | | | | | ≤5 |
| Dielectric strength between Pairs(kV/min) | | | | | | | ≤1 |
| Insulation resistance (MΩ·km) | | | | | | | ≥5000 |
| Capacitance (nF/100m) | | | | | | | ≤5.6 |
| Dielectric strength between Pairs(kV/min) | | | | | | | ≤330 |
| Characteristic impedance (Ω) | | | | | | | 100±15 |
| Short or Open of the loop | | | | | | | None |

Mechanical Characteristics:

| | |
|---------------------------------|--------|
| Operating Temperature Range(°C) | -15~75 |
|---------------------------------|--------|

Packing data

| Length (ft) | TOL. (in) | pcs/carton | G.W. (lbs/kgs) | Color |
|-------------|-----------|------------|----------------|--------|
| 1 | 1.18 | 300 | 18.74/ 8.5 | Black |
| 3 | 1.18 | 200 | 23.15/ 10.5 | Blue |
| 5 | 1.97 | 150 | 23.15/ 10.5 | Green |
| 7 | 1.97 | 100 | 20.5/ 9.3 | Gray |
| 10 | 1.97 | 70 | 19.84/ 9 | Red |
| 15 | 1.97 | 60 | 23.59/ 10.7 | White |
| 25 | 1.97 | 50 | 31.31/ 14.2 | Yellow |
| 50 | 1.97 | 20 | 24.91/ 11.3 | Orange |
| 100 | 1.97 | 16 | 38.14/ 17.3 | Ivory |
| (m) | (mm) | pcs/carton | (lbs/kgs) | |
| 1 | 30 | 300 | 13.23/ 6 | |
| 2 | 30 | 90 | 13.23/ 6 | |
| 3 | 50 | 70 | 13.23/ 6 | |
| 5 | 50 | 40 | 17.64/ 8 | |
| 10 | 50 | 25 | 15.43/ 7 | |
| 25 | 50 | 12 | 19.84/ 9 | |

