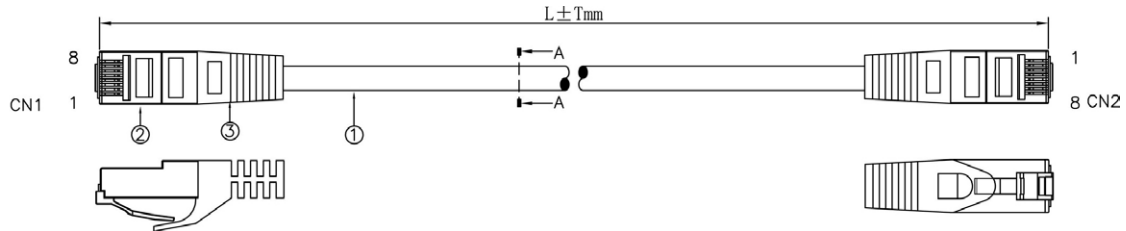




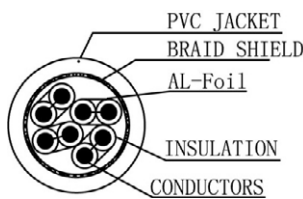
**SCP Part Number: C6APC-10-BK**

REV.A

## Construction

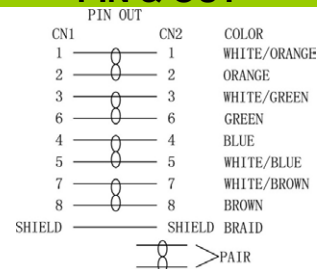


### CAT6.A Cross section



### PIN & OUT

**568B**



### Construction

#### CAT6A S/FTP

<b>Conductor</b>	<b>26AWG stranded bare copper</b>
Construction	7×34AWG
Dia.(in/mm)	0.019/0.48
<b>Insulate</b>	<b>Foam PE</b>
Nom. Thickness(IN/mm)	0.011/0.275
Insulation Dia.(IN/mm)	0.041/1.03
Color Cord	Pair 1: Blue-White/Blue Pair 2: Orange-White/Orange Pair 3: Green-White/Green Pair 4: Brown-White/Brown
Pairs	4
Shield	AL foil
Cabling	4Pairs
Braid material	Tinned copper
Braid construction	80x0.00394in(0.10mm)
<b>Jacket</b>	<b>FR-PVC</b>
Nom. Thickness(in/mm)	0.024/0.61
Min. Thickness(in/mm)	0.019/0.49
Cable Dia.(in/mm)	0.252/6.40
Color	Blue&Red&White&Yellow or other
<b>Printing:</b>	STRUCTURED CABLE PRODUCTS CAT6A PATCH CABLE S/FTP 4PR 26AWG ANSI/TIA-568-C.2
<b>CONNECTER</b>	<b>RJ45(8P8C) Male CAT6A, with shield</b>
Insulation	Clear Polyester, UL94V-2
Contacts	Brass, Gold Plated 3u
Shield	Steel, nickel plated
<b>CAT6A S/FTP PATCH CABLE</b>	
Molded material	FR-PVC
Pin&Out	EIA/TIA 568B
Length	see packing data
<b>Packing</b>	1pcs/bag,

### Performance

#### Electrical Characteristics:[@68°F.(20°C.)]

##### Nom. Transmission Characteristics (100m)

Freq. (MHz)	IL (dB)	NEXT (dB)	PSNEXT (dB)	ACR-F (dB)	PSACR-F (dB)
1	3.00	65.00	62.00	63.30	60.30
4	4.20	63.00	60.50	51.20	48.20
8	5.80	58.20	55.60	45.20	42.20
10	6.50	56.60	54.00	43.30	40.30
16	8.20	53.20	50.60	39.20	36.20
100	20.90	39.90	37.10	23.30	20.30
250	33.90	33.10	30.20	15.30	12.30
300	37.40	31.70	28.80	13.70	10.70
400	43.70	28.70	25.80	11.20	8.20
500	49.30	26.10	23.20	9.30	6.30

Conductor DCR (Ω/100ft)	≤1
Unbalance of Pair DCR (%)	≥5000
Dielectric strength between Pairs(kV/min)	≤5.6
Insulation resistance (MΩ·km)	≤330
Capacitance (nF/100m)	100±15
Dielectric strength between Pairs(kV/min)	None
Characteristic impedance (Ω)	
Short or Open of the loop	
<b>Mechanical Characteristics:</b>	
Operating Temperature Range(°C)	-20~75

#### ALL COMPONENTS ARE RoHS COMPLIANT

### Packing data

Length (ft)	Tolerance (in/mm)	pcs /carton	N.W. (lbs/kgs)	G.W. (lbs/kgs)
1	1.18/30	250	14.33/6.5	16.53/7.5
3	1.18/30	150	16.53/7.5	18.74/8.5
6	1.97/50	100	16.53/7.5	18.74/8.5
10	1.97/50	80	20.94/9.5	23.15/10.5
15	1.97/50	60	24.25/11	26.46/12