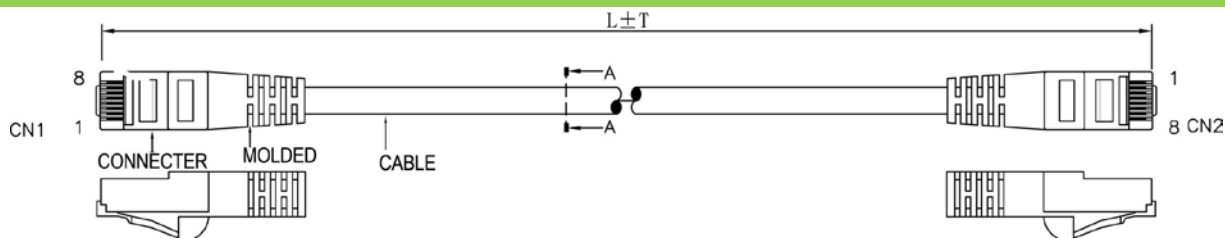


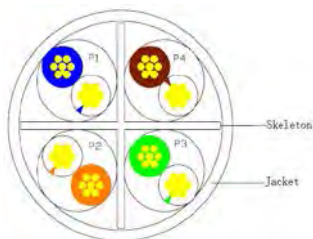
SCP Part Number: C6PC-5-BK

REV.A

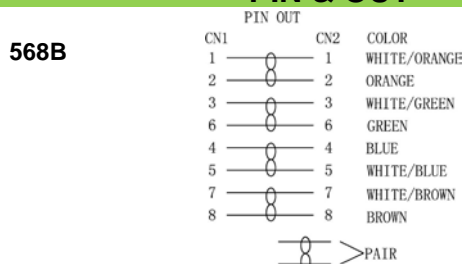
Construction



CAT6 Cross section



PIN & OUT



Construction

UTP CAT.6

Center Conductor:	24AWG stranded bare copper
Construction	7×32AWG
Dia.(in/mm)	0.024/0.60
Insulate	HDPE
Nom. Thickness(in/mm)	0.008/0.20
Insulation Dia.(mm)	0.039/1.00
Color Cord	Pair 1: Blue-White/Blue Pair 2: Orange-White/Orange Pair 3: Green-White/Green Pair 4: Brown-White/Brown
Pairs	4
Filler	PE Skeleton
Cabling	4Pairs with skeleton
Jacket	PVC
Nom. Thickness(in/mm)	0.024/0.60
Min. Thickness(in/mm)	0.019/0.48
Cable Dia.(in/mm)	0.248/6.30
Color	Black & Blue & Green & Gray Red & White & Yellow

Printing:
STRUCTURED CABLE PRODUCTS CAT.6 PATCH CABLE
UTP 4PR 24AWG TYPE CM (UL) C(UL) EXXXXXX

CONNECTER

Connecter	RJ45(8P8C) MALE CAT6
Insulation	Clear Polyester, UL94V-2
Contacts	Brass, Gold Plated 3u

CAT6 PATCH CABLE

Molded material	PVC
Pin&Out	EIA/TIA 568B (view the Pin&Out)
Length	view packing data

Packing	1pcs/bag view packing data
----------------	-------------------------------

Performance

Electrical Characteristics:[@68°F.(20°C.)]

Cat.6 CHANNEL TEST (MHz/dB/dB)						
Freq.	RL	NEXT	Freq.	RL	NEXT	
1	19	65	31.25	16.5	48.4	
4	19	63	62.5	14.5	43.4	
8	19	58.2	100	12	39.9	
10	19	56.6	125	11	38.3	
16	19	53.2	200	9	34.8	
20	17.5	51.6	250	8	33.1	
25	17	50				
Conductor DCR (Ω/100m)						≤9.6
Unbalance of Pair DCR (%)						≤5
Dielectric strength between Pairs(kV/min)						≤1
Insulation resistance (MΩ·km)						≥5000
Capacitance (nF/100m)						≤5.6
Dielectric strength between Pairs(kV/min)						≤330
Characteristic impedance (Ω)						100±15
Short or Open of the loop						None

Mechanical Characteristics:	
Operating Temperature Range(°C)	-15~75

Packing data

Length (ft)	TOL. (in)	pcs/carton	G.W. (lbs/kgs)	Color
1	1.18	250	16.53/ 7.5	Black
3	1.18	150	18.74/ 8.5	Blue
5	1.97	100	18.74/ 8.5	Green
7	1.97	80	17.64/ 8	Gray
10	1.97	70	20.94/ 9.5	Red
14	1.97	60	24.25/ 11	White
25	1.97	40	27.56/ 12.5	Yellow
(m)	(mm)	pcs/carton	(lbs/kgs)	
1	30	120	13.23/ 6	
2	30	80	13.23/ 6	
3	50	60	13.23/ 6	
5	50	40	17.64/ 8	
10	50	20	15.43/ 7	
25	50	12	19.84/ 9	

Part number list

Part number	Length(ft)	Color	Part number	Length(m)	Color
C6PC-1-BK	1	Black	C6PC-1M-BK	1	Black
C6PC-1-BL	1	Blue	C6PC-1M-BL	1	Blue
C6PC-1-GN	1	Green	C6PC-1M-GY	1	Gray
C6PC-1-GY	1	Gray	C6PC-1M-YL	1	Yellow
C6PC-1-WT	1	White	C6PC-2M-BK	2	Black
C6PC-1-YL	1	Yellow	C6PC-2M-BL	2	Blue
C6PC-3-BK	3	Black	C6PC-2M-GY	2	Gray
C6PC-3-BL	3	Blue	C6PC-2M-YL	2	Yellow
C6PC-3-GN	3	Green	C6PC-3M-BK	3	Black
C6PC-3-GY	3	Gray	C6PC-3M-BL	3	Blue
C6PC-3-WT	3	White	C6PC-3M-GY	3	Gray
C6PC-3-YL	3	Yellow	C6PC-3M-YL	3	Yellow
C6PC-5-BK	5	Black	C6PC-5M-BK	5	Black
C6PC-5-BL	5	Blue	C6PC-5M-BL	5	Blue
C6PC-5-GN	5	Green	C6PC-5M-GY	5	Gray
C6PC-5-GY	5	Gray	C6PC-5M-YL	5	Yellow
C6PC-5-WT	5	White	C6PC-10M-BK	10	Black
C6PC-5-YL	5	Yellow	C6PC-10M-BL	10	Blue
C6PC-7-BK	7	Black	C6PC-10M-GY	10	Gray
C6PC-7-BL	7	Blue	C6PC-10M-YL	10	Yellow
C6PC-7-GN	7	Green	C6PC-25M-BK	25	Black
C6PC-7-GY	7	Gray	C6PC-25M-BL	25	Blue
C6PC-7-WT	7	White	C6PC-25M-GY	25	Gray
C6PC-7-YL	7	Yellow	C6PC-25M-YL	25	Yellow
C6PC-10-BK	10	Black			
C6PC-10-BL	10	Blue			
C6PC-10-GN	10	Green			
C6PC-10-GY	10	Gray			
C6PC-10-WT	10	White			
C6PC-10-YL	10	Yellow			
C6PC-14-BK	14	Black			
C6PC-14-BL	14	Blue			
C6PC-14-GN	14	Green			
C6PC-14-GY	14	Gray			
C6PC-14-WT	14	White			
C6PC-14-YL	14	Yellow			
C6PC-25-BK	25	Black			
C6PC-25-BL	25	Blue			
C6PC-25-GN	25	Green			
C6PC-25-GY	25	Gray			
C6PC-25-WT	25	White			
C6PC-25-YL	25	Yellow			

Standards

UL, CE, RoHS