


## SCP Part #: 803


### Professional Cat6/6A Shielded 10G RJ45 Crimp Tool

Use with SCP Part #: 106A (Cat6/6A Shielded RJ45 8P8C Modular Plug)


Cables: Cat6 Shielded | Cat6A | Cat6A-U/FTP | HNCPROPLUS+ Shielded




Put the 106A Plug into the crimp tool in the right position



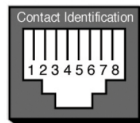

Squeeze the tool to push the contact blades into correct positions



Place the metal strain relief in the right position



Squeeze the tool to lock the strain relief to hold the cable tightly and grounding



#### Modular Plug Configurations

Wire #	1	2	3	4	5	6	7	8
T568A	W/G	G	W/O	BL	W/BL	O	W/BR	BR
T568B	W/O	O	W/G	BL	W/BL	G	W/BR	BR