



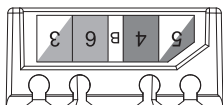
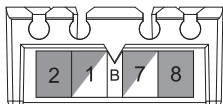
Structured Cable Products®
Quality Installations Deserve Quality Products

KJ180U-C5E

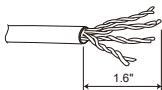
Cat5E UTP 180° Keystone Jack 110 Style, Toolless,
w/6 Color ID, 568B Wiring Label, ANSI/TIA 568.2-D,
ISO/IEC 11801 Class D, UL

TERMINATION INSTRUCTIONS

JACK PIN DESIGNATIONS		TIA / EIA T568A	TIA / EIA T568B
	1	White/Green	White/Orange
	2	Green	Orange
	3	White/Orange	White/Green
	6	Orange	Green
	4	Blue	
	5	White/Blue	
	7	White/Brown	
8	Brown		

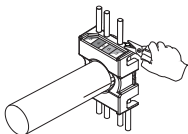


①



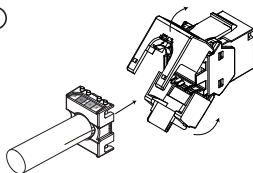
Strip off 1.6 inch of cable jacket.

②



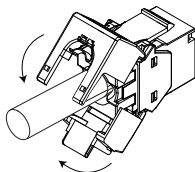
Insert a cable into the termination cap and fan out all four twisted pairs. Following the instruction of the color-coded wire position printed on the termination cap, position conductors into the slots and make sure the conductors are in the proper slot. Trim the ends of the conductors.

③



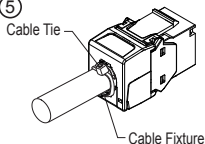
Install the termination cap to outlet, which will also allocate the conductors sitting on the slots.

④



Secure the hinged outlet by closing the flaps completely.

⑤



Fasten a cable tie wrap to secure the cable fixture.